



Week 8: May 25 - 29

Instructions, Lessons and Links

This is your list of activities for the week.

You may find it helpful to have a printed copy. There is also a copy on SeeSaw for you to fill out.

WHEN you do the activities is up to you, but you should try to get all of the activities done by Friday.

Check them off as you complete them and submit your completed 9 Square on SEESAW at the end of the week!

Explore

- Tower STEM Challenge - SEESAW
- Art for Kids Hub - Eiffel Tower - Ice Cream Tower

Writing

- Creature Alliteration Poem
- Guide to Being AWESOME! - SEESAW

Numeracy

- Teams Lesson
- Khan Academy
- Booklet Practice: 3 - 4 pages Addition with Regrouping (3 digit) - SEESAW

Numeracy

- Brain Pop Jr - Repeated Subtraction
- Dividing Using Repeated Subtraction - booklet/SEESAW
- Practice Pages (3)

READ

- Read for AT LEAST 20 minutes!
- Monday
 - Tuesday
 - Wednesday
 - Thursday
 - Friday

Reading

- Book Report (3-4 pages)
- "Taking Flight" -SEESAW

Word Work

How many words can you make using the Boggle Board:



Meetings

- Math Lessons: Monday at 1:00pm and/or Tuesday at 10:00am
- Scategories! Friday at 10:00am


Numeracy/ Literacy

- Prodigy/Math Games
- Raz Kids

Explore

☐ Tower STEM Challenge -SEESAW

☐ Art for Kids Hub - Eiffel Tower and/or Ice Cream Tower




Can you build a tower?

1. Click [HERE](#) to learn about ways to make a stable tower using cups.
2. Make a plan for how to make your own stable tower. Think about what materials you can use, what you want it to look like and how you will make it tall and stable.
3. Using any materials you have available – recycling, toilet paper tubes, popsicle sticks, toothpicks, straws, spaghetti, etc. build a **FREE STANDING** tower (this means it can't be attached to a surface). Your tower should be **taller than 60 cm** (2 rulers) and be **able to withstand wind** (use a fan or wave a book close to it)
4. Post photos or a video to SeeSaw so we can share our creations on the blog!
5. Use your artistic skills and Art for Kids Hub to learn how to draw the Eiffel Tower [HERE](#) and then try to draw a completely different type of tower [HERE](#).

1. Creature Alliteration Poem

-In your "Let's Write Poetry" booklet first re-read the first page about Alliteration. Next find the "Creature Alliteration Poem" and follow the guidelines to create your own poem! It may help to draw/create your own creature first so you have some inspiration!



2. Guide to Being Awesome!

Kid President is AWESOME for spreading positivity! Listen to his video "25 Reasons to be Thankful" [HERE](#) and "Guide to Being Awesome" [HERE](#). His messages are inspiring but SO ARE YOU! I know you can create your very own GUIDE TO BEING AWESOME! Grab your journal and writing tools. Think of as many things as you can for ways to BE AWESOME! Turn it into your very own book! I have provided you with a cover page (or design your own) but you can design your own pages to go inside! Upload your project on SeeSaw to be shared on the blog!

Writing

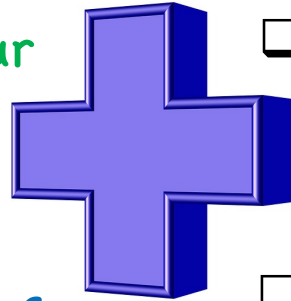
- Creature Alliteration Poem
- Poetry Booklet
- Guide to Being AWESOME
- SEESAW



Numeracy

Teams Lesson:

1. If you are able, join a Teams meeting to learn how to add with regrouping with Mrs. Goruk (see meeting page for details). You will work through Lesson 4 in your booklet together!



Khan Academy

2. If you are unable to join a meeting (or if you want/need more instruction) login to Khan Academy to learn how to add with regrouping. There are two videos and some practice activities assigned.

Teams Lesson:
Regrouping With
Mrs. Goruk

Khan Academy –
Adding With
Regrouping

Booklet Practice:
Trade More Ones to
Add, Addition with
Regrouping (2 digit),
Addition with
Regrouping (3 digit) –
SEESAW

Booklet Practice:


3. There are multiple pages for you to practice your skills! Please have a parent or older sibling mark the first page after you complete it so you know you are on the right track!

Complete or upload the ONE Triple Digit Addition with Regrouping page on SeeSaw so I can see how you are doing!

There is a page called "Add with Regrouping" that has 56 questions on it... your parents get to decide how many you need to complete depending on how much practice you need with this skill!

Numeracy

- Brain Pop Jr - Repeated Subtraction
- Dividing Using Repeated Subtraction - booklet/SEESAW
- Practice Pages: Solve Them By Subtracting, Division Practice, Division Dilemmas



1. Click [HERE](#) to watch the video called "Repeated Subtraction" on BrainPop Jr (LVlearners, Lakeview2020)
2. Login to SeeSaw to watch the video of Mrs. Goruk helping you with Lesson 5: Dividing Using Repeated Subtraction. Grab your blue to division booklet so you can work through the lesson with her!
3. There are 3 practice pages in your booklet: Solve Them By Subtracting, Division Practice and Division Dilemmas. There are a few "tricks" in the pages... can you find the questions that won't show equal groups?

Hint: There are **THREE** questions that will not divide into equal groups.



This Photo by Unknown Author is licensed under [CC BY](#)

READ!

Your goal is to read a **minimum of 20 minutes** per day. I challenge to you read 30 or more!

- Monday
- Tuesday
- Wednesday
- Thursday
- Friday

READ!

This box will ALWAYS be the same every week! Check off a box each day when you read for AT LEAST 20 minutes.

WHAT you choose to read is up to you! Your Raz Kids link is posted on [Mrs. Goruk's teacher page](#) under Language Arts and there are some new and really cool free options on the [Yellow Team's Grade 3 Webpage](#) under Literacy → Reading as well.

SOME READING OPTIONS INCLUDE:

BOOKS

-Raz-Kids
-Magazines

-Get Epic (class code: wyp7217)
-Audible Stories -Storyline Online

Reading

❑ Book Report –
(about 3 – 4 pages)

❑ Taking Flight –
SEESAW



This is week 2 of your **2 - 3 WEEK project!** Please complete it to the **best of your ability!**

-DO NOT RUSH

-**Read for Meaning:**

I want to be able to tell that you really know details about your book!

I don't want you to "hand it in" on SeeSaw until you are really happy with your **effort** and the **quality** of your work!

1. This is a continuation of your "Big Book of Book Reports" from last week! Work through the pages in any order (your goal is to get another 3-4 pages done this week!). Choose a page (or parts of pages) you can do with the amount of reading you have done. If you can't fill something in yet... read more!
2. It is possible that you will finish your book report this week! If you do, that's great – upload pictures onto SeeSaw! If you need more time, keep working! You can post it next week! 😊
3. Think about how a story might be with a different point of view! For example, what would The 3 Little Pigs be like if the Wolf told the story? Listen [HERE](#) to find out! Next, login to SeeSaw to watch the video "Taking Flight" and take a video of yourself re-telling the story from the Dad's point of view!

1. Using this Boggle Board - see how many words you can make! Remember to look for small words and letter combos to help you make larger words.

2. In Boggle, your words have to be formed from letters that touch (vertically, horizontally or diagonally). They can be "tangled" up but each letter must touch the one before it. Each word must be at least 3 letters.

3. For more instructions on how to play the original game... Click [HERE](#).



By David L. Hoyt and Jeff Knurek



Word Work

☐ Boggle

SCORING

Three or four letters: One point

Five letters: Two points

Six letters: Three points

Seven letters: Five points

Eight (+) letters: Eleven points

If you find it too difficult to make words from the letters touching, just see how many words you can make using the letters on the boggle board!

Meetings

Math Lesson - Triple digit Addition Using Carrying

- Monday at 1:00pm
- Tuesday at 10:00am

Scattegories

- Friday at 10:00am



Let's Stay Connected!

Now that we know we won't be back together in the classroom, let's meet on Teams!

1. Online Math Lesson-

Monday at 1pm and/or Tuesday at 10am

Get a head start on your math booklet work this week by attending an online math class! Mrs. Goruk will teach you triple digit addition using carrying! You will need your Number Operations booklet/paper, pencil and eraser. You may also want your 100 Chart.

2. Scattegories Categories - Friday at 10:00am

On Friday we will meet and play Scattegories! You can print the paper from the webpage or on Teams OR you can just grab a paper and write the categories down the side! The only other thing you need is a pencil! 😊

Numeracy & Literacy

- Prodigy/Math Games
- Raz Kids



Login to some of our favorite websites to spend some time working on your numeracy skills!

Prodigy OR
ANY Math Games on Mrs. Goruks Webpage

Raz Kids
Spend some time reading on your Raz Kids account!

